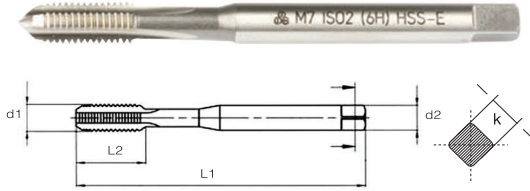
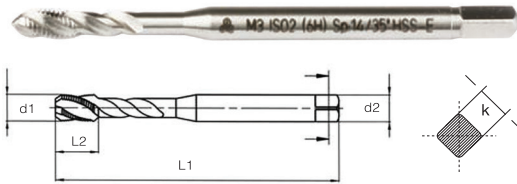


**DÜZ KANALLI MAKİNA KLAVUZU**  
DIN 371/C HSS - E



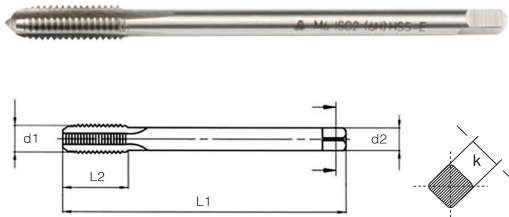
d1 mm	P adım	L1 mm	L2 mm	d2 mm	k (h12) mm
M3	0,5	56	10	3,5	2,7
M3,5	0,6	56	12	4,0	3,0
M4	0,7	63	12	4,5	3,4
M5	0,8	70	14	6,0	4,9
M6	1	80	16	6,0	4,9
M8	1,25	90	18	8,0	6,2
M10	1,5	100	20	10,0	8,0
M12	1,75	110	24	12,0	9,0

**HELİS KANALLI MAKİNA KLAVUZU**  
DIN 371/C HSS - E



d1 mm	P adım	L1 mm	L2 mm	d2 mm	k (h12) mm
M3	0,5	56	6	3,5	2,7
M4	0,7	63	7	4,5	3,4
M5	0,8	70	8	6,0	4,9
M6	1	80	10	6,0	4,9
M8	1,25	90	12	8,0	6,2
M10	1,5	100	14	10,0	8,0
M12	1,75	110	16	12,0	9,0

**DÜZ KANALLI MAKİNA KLAVUZU**  
DIN 376/C HSS - E

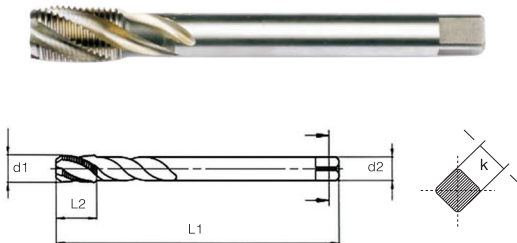


Tin Kaplamalı



d1 mm	P adım	L1 mm	L2 mm	d2 mm	k (h12) mm
M3	0,5	56	10	2,2	-
M4	0,7	63	12	2,8	2,1
M5	0,8	70	14	3,5	2,7
M6	1	80	16	4,5	3,4
M8	1,25	90	18	6,0	4,9
M9	1,25	90	18	7,0	5,5
M10	1,5	100	20	7,0	5,5
M11	1,5	100	20	8,0	6,2
M12	1,75	110	24	9,0	7,0
M14	2	110	26	11,0	9,0
M16	2	110	28	12,0	9,0
M18	2,5	125	30	14,0	11,0
M20	2,5	140	32	16,0	12,0
M22	2,5	140	32	18,0	14,5
M24	3	160	34	18,0	14,5
M27	3	160	38	20,0	16,0
M30	3,5	180	45	22,0	18,0

**HELİS KANALLI MAKİNA KLAVUZU**  
DIN 376/C HSS - E



d1 mm	P adım	L1 mm	L2 mm	d2 mm	k (h12) mm
M3	0,5	56	10	2,2	-
M4	0,7	63	12	2,8	2,1
M5	0,8	70	14	3,5	2,7
M6	1	80	16	4,5	3,4
M8	1,25	90	18	6,0	4,9
M9	1,25	90	18	7,0	5,5
M10	1,5	100	20	7,0	5,5
M11	1,5	100	20	8,0	6,2
M12	1,75	110	24	9,0	7,0
M14	2	110	26	11,0	9,0
M16	2	110	28	12,0	9,0
M18	2,5	125	30	14,0	11,0
M20	2,5	140	32	16,0	12,0
M22	2,5	140	32	18,0	14,5
M24	3	160	34	18,0	14,5
M27	3	160	38	20,0	16,0
M30	3,5	180	45	22,0	18,0